



REDBIRD

LANGUAGE ARTS & WRITING

Reports Overview

Data-Driven Reporting In Redbird Language Arts & Writing

Redbird Language Arts & Writing's robust reporting capabilities empower districts and teachers to personalize and accelerate instruction. All reports are real-time and accessible online in the click of a button. With data that is easy to understand, teachers can immediately:

- Track progress of the entire class in one dashboard
- Use data to inform their instructional planning
- Share results with parents to improve transparency

District-level reports help administrators easily see how often the program is being used and how schools within the district are performing.

While *Redbird Language Arts & Writing* offers a robust suite of reporting capabilities, here are FIVE key reports you won't want to miss:

- 1) Classroom Overview
- 2) News Feed
- 3) Student Snapshot
- 4) Student Replay
- 5) District Benchmark
- 6) Standards Proficiency (CCSS)

Classroom Overview

Provides a detailed report including time spent on task, correct first attempts, lesson pace, lesson location, and activity breakdown. These key metrics help teachers determine how well students are progressing and identify which students need teacher attention.

Name	on-level lessons completed	precursor lessons completed	Time spent (hh:mm)	Correct First Attempt (%)	Lesson Pace	Activity breakdown				Current Location	Lessons Worked On		
						instructions	practice	review	exams		proficient	not-proficient	current
Ashely Lessard	2	0	0:39	87	2.0					4.2.2: Practicing Verb Tenses			
Blair Pollock	4	0	1:34	63	4.0					2.4.2: Pronouns			
Caroyn Bankston	1	0	0:35	15	1.0					7.6.3: Forms of Adverbs			
Dalton Grubbs	2	0	0:41	61	2.0					5.5.9: Practicing Comparative Ad...			
Eduardo Wilema	2	0	0:30	49	2.0					7.6.2: Independent Clauses			
Fe Perryman	2	0	0:41	65	2.0					7.6.5: Writing Opinion Paragraphs			
Iris Partin	1	0	0:24	81	1.0					4.2.2: Practicing Verb Tenses			
Jonah Sapp	0	0	0:21	39	0.0					7.5.5: Demonstrative Adjectives			
Kaitlin Marcum	2	0	0:39	87	2.0					4.2.2: Practicing Verb Tenses			
Milo Siegel	4	0	1:34	63	4.0					2.4.2: Pronouns			
Mohammad Fellows	1	0	0:35	15	1.0					7.6.3: Forms of Adverbs			

A Closer Look:

on-level lessons completed	precursor lessons completed	Time spent (hh:mm)	Correct First Attempt (%)	Lesson Pace	Activity breakdown			
					instructions	practice	review	exams
2	0	0:39	87	2.0				
4	0	1:34	63	4.0				

News Feed

Real-time updates on student activity and progress including when students struggle and when they soar—filtered by Positive, Alert and Session Info.

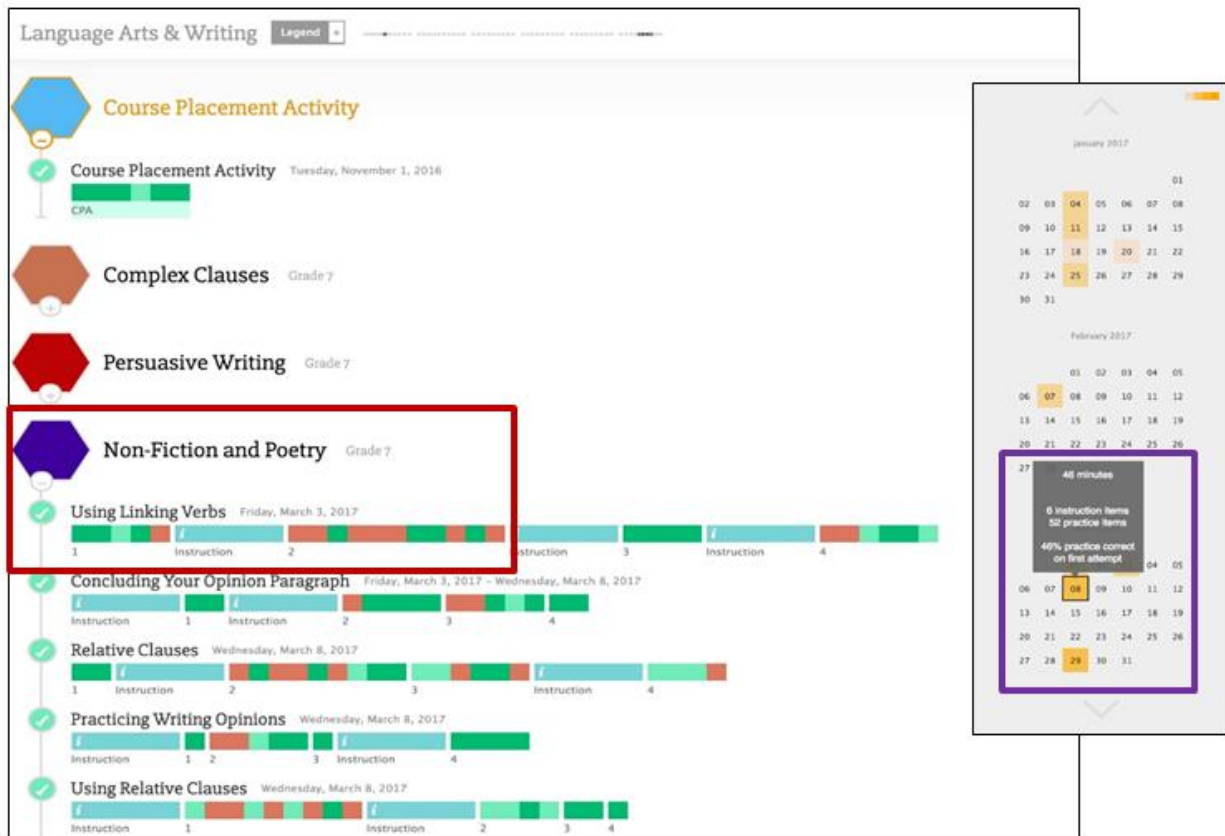
The screenshot displays a news feed interface with a filter bar at the top. The filter bar includes 'Filter by' followed by four buttons: 'All' (grey), 'Positive' (green with a thumbs-up icon), 'Alerts' (orange with an exclamation mark icon), and 'Session Info' (purple with a three-dot icon). On the right side of the filter bar, the text 'listening' is followed by a green dot. Below the filter bar, there are seven news feed items, each with a colored background on the left side corresponding to the filter category. Each item includes an icon, a text description, a link to 'view student snapshot', and a timestamp. A 'Dismiss' link is located at the top right of each item.

Filter Category	Icon	Message	Timestamp	Action
Alerts	Exclamation mark	Blair Pollock has been assigned a precursor lesson	2 minutes ago	Dismiss
Alerts	Exclamation mark	Blair Pollock has incorrectly answered the last 10 consecutive items	2 minutes ago	Dismiss
Session Info	Three dots	Carolyn Bankston ended their session	3 minutes ago	Dismiss
Session Info	Three dots	Ashely Lessard completed a lesson: Using Linking Verbs	4 minutes ago	Dismiss
Session Info	Three dots	Mohammad Fellows completed a lesson: Relative Pronouns	5 minutes ago	Dismiss
Positive	Thumbs up	Eduardo Wilema has correctly answered the last 30 consecutive items	6 minutes ago	Dismiss
Session Info	Three dots	Fe Peryman has started a session	8 minutes ago	Dismiss

Student Snapshot

Sequence of every attempt at a skill, including a heat map showing student progress by calendar day. Enables teachers to review progress, discuss understandings, and improve effective use of Redbird.

■ Correct first attempt
 ■ Correct second attempt
 ■ Incorrect second attempt

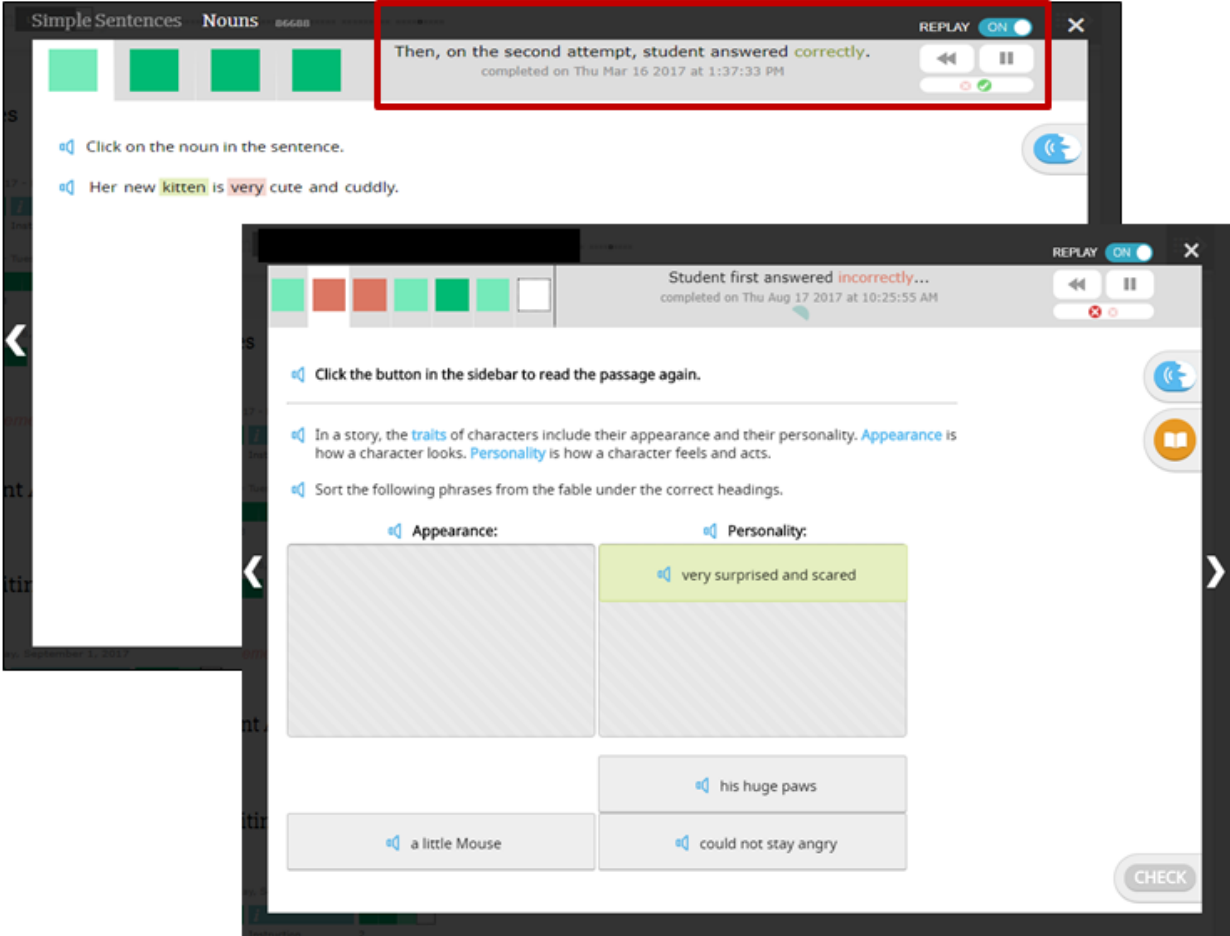


A Closer Look:

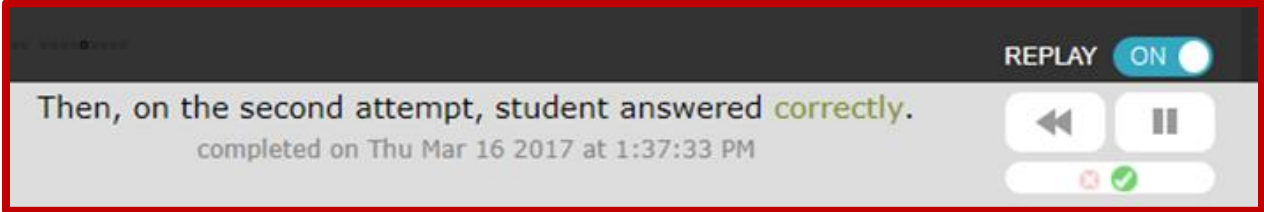


Student Replay

Keystroke-by keystroke replay of every student action including instruction and open ended responses. Enables teachers to review and discuss areas where a student struggles .



A Closer Look:



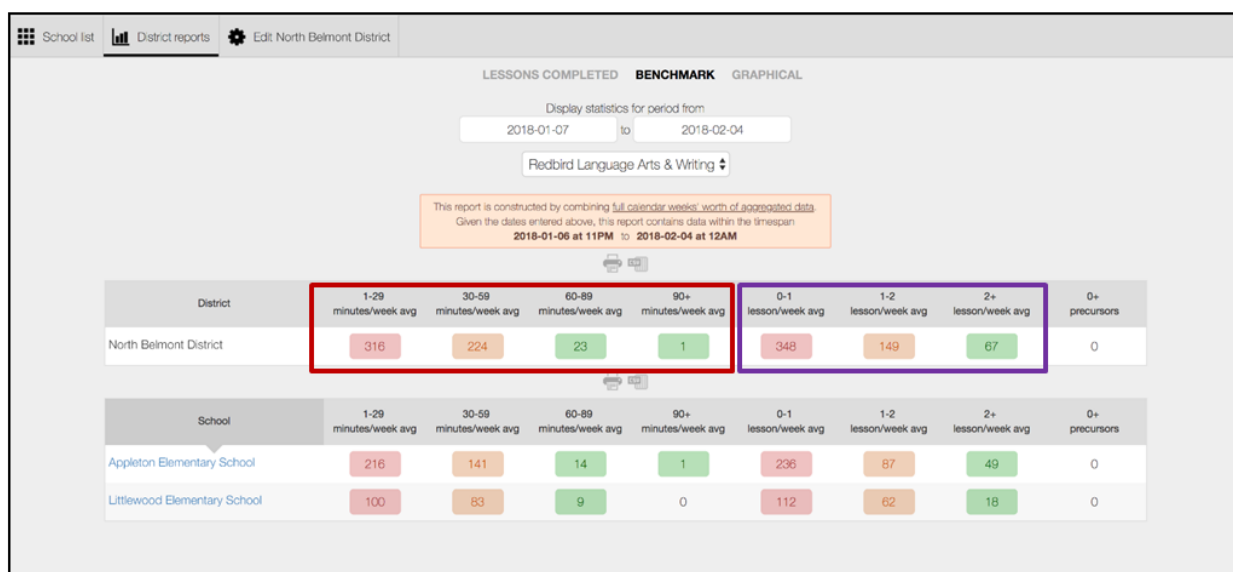
District Benchmark

Provides data by school, with a rollup across all classes within the district. Easy color coding helps administrators see at a glance how often the program is being used and if the program is being used with fidelity. Usage is reported out in three ways:

- 1) Average number of minutes in program per week
 - a. ■ 60-90 min/week
- 2) Average number of student lessons completed per week
 - a. ■ 2+ lessons completed/week
- 3) Average number of precursor lessons completed

NOTE: This column will have no color coding and will always show as zero until precursors are implemented into Redbird LA&W in summer 2018

NOTE: The District Benchmark report is visible only to administrator-level Redbird accounts.

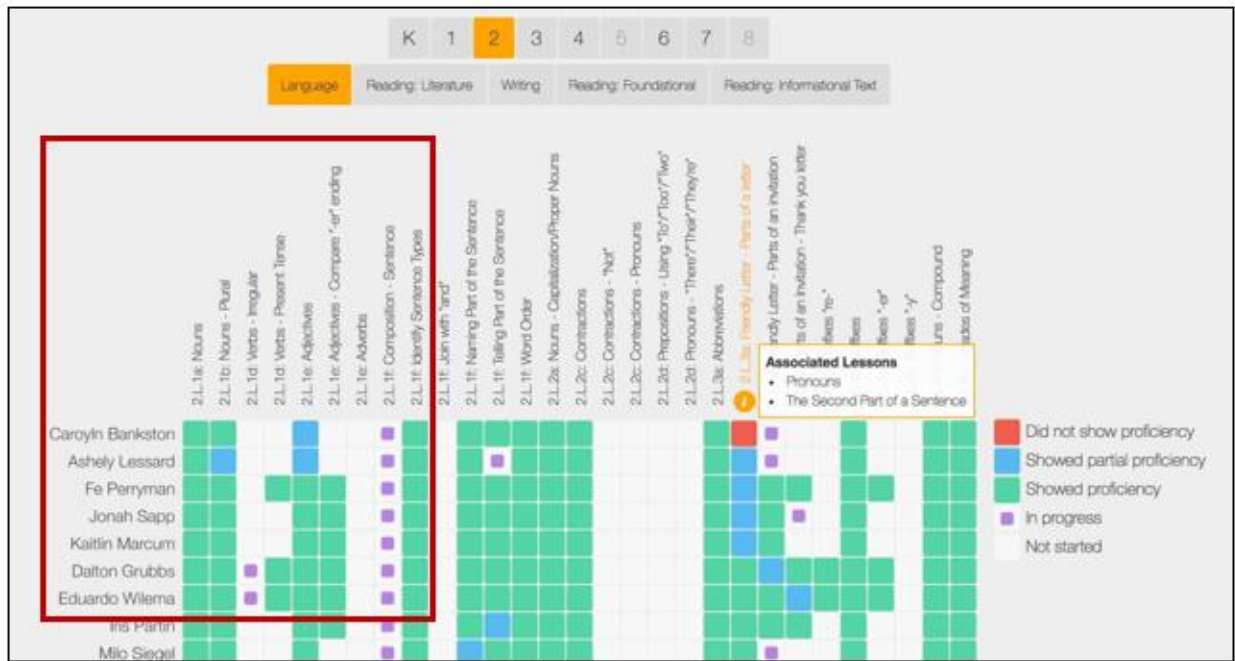


A Closer Look:



Standards Proficiency (CCSS)

Show student progress and proficiency against every CCSS at the class level. This report helps teachers pinpoint where individuals or groups of students may be struggling or progressing giving them the opportunity to provide the appropriate support or encouragement where students need it most.



A closer look:

